

Protect your VPN in 10 Minutes

Looking to secure your VPN access in no time? ESET Secure Authentication gives your people super easy, secure access to your company network - from anywhere.



Run The Installer

- ♦ Log in to the server as Administrator and run the installer
- ♦ Select all allowed components
- ♦ Finish the installation



00:00 - 02:00

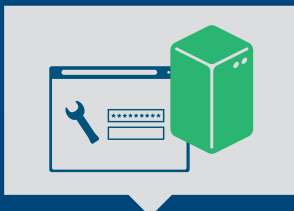


Setup ESET Secure Authentication

- ♦ Launch the ESET Secure Authentication admin console from Start -> Administrative tools
- ♦ Enter your license details
- ♦ Set up the ESET Secure Authentication RADIUS Server



02:00 - 04:00



Configure Your VPN

- ♦ Configure your VPN device for two-factor authentication



04:00 - 06:00



Enable Users

- ♦ Select the user in ADUC
- ♦ Set their mobile number and click "Send Application"
- ♦ User receives a text message and the application installs in a click



06:00 - 08:00

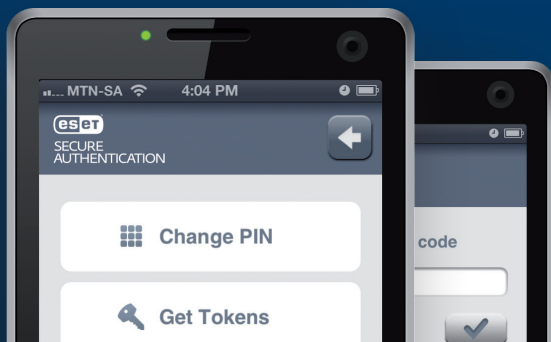
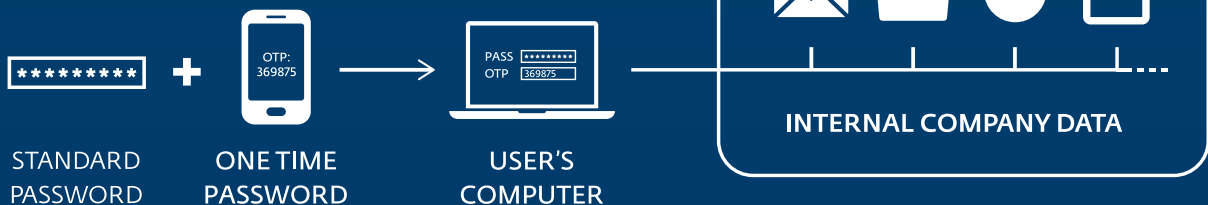


Users Actions and VPN Log In

- ♦ Connect to your VPN
- ♦ Generate a One-Time Password on your mobile phone (without internet connection)
- ♦ Log in using static password and generated One-Time Password



08:00 - 10:00



SECURE AUTHENTICATION